

# READING

## EB6

First name \_\_\_\_\_

Last name \_\_\_\_\_

School \_\_\_\_\_

Class \_\_\_\_\_

Date of birth

Date of test

Total score  (maximum 36)



165146



Llywodraeth Cymru  
Welsh Government

## Practice questions

In this booklet, there are different types of question for you to answer in different ways. Here are some practice questions which show you the types of question you will see in the test. The instructions tell you what you need to do. Start by reading the text in the box below.

Each day, Aled and Bethan would hurry to the green shade of their favourite place at the end of the garden where there stood an ancient oak tree. It was home to chattering squirrels, nesting birds, hungry woodlice. Its branches were as thick as the body of a very stout person and easily held the children's weight as they climbed up. They had turned it into an entire playground with a swing from the lowest limb, a platform balanced across two higher branches and a secret store made from a hole in the trunk in which they kept their notebooks. Today, Bethan took out the books, passed Aled a pencil, and they both began to write about their day.

- a **Find and copy one word** that shows the tree is very old.

\_\_\_\_\_

Hint: You must look back in the text to find this.

- b Look at the text in the box below.

**Underline one** word that shows the children were eager to get to the tree.

Hint: Check how many words to underline.

Each day, Aled and Bethan would hurry to the green shade of their favourite place at the end of the garden where there stood an ancient oak tree.

Hint: If you make a mistake and want to change your answer, cross it out clearly and underline your new answer.

- c Which animals lived in the tree?

Tick **three**.

- |       |                          |           |                          |
|-------|--------------------------|-----------|--------------------------|
| ants  | <input type="checkbox"/> | snakes    | <input type="checkbox"/> |
| birds | <input type="checkbox"/> | squirrels | <input type="checkbox"/> |
| rats  | <input type="checkbox"/> | woodlice  | <input type="checkbox"/> |

Hint: Check how many you have to tick.

d Draw **three** lines to show what each part of the tree is used for.

lowest limb

platform

higher branches

swing

trunk

secret store

e Number these events from 1 to 4 to show the order in which they happened.

One has been done for you.

climb up the tree

run to the tree

find the notebooks

write about the day

f Put ticks to show which statements are **true** and which are **false**.

	True	False
The tree is young.	<input type="checkbox"/>	<input type="checkbox"/>
Creatures live in the tree.	<input type="checkbox"/>	<input type="checkbox"/>
The tree is in a playground.	<input type="checkbox"/>	<input type="checkbox"/>

**STOP**

**Please wait until you are told to start work on page 4.**

**In this booklet, you have three texts to read and answer questions about. Read the first text carefully BEFORE you start answering the questions for that text. Then carefully read the next text BEFORE answering the questions and so on.**

**You should work through the booklet, referring to the text when you need to, until you finish page 17 or until you are asked to stop.**

**You have up to 60 minutes to do the test.**

## Brilliant Beacons

### Welcome to Brilliant Beacons Outdoor Centre

“Everyone had a great time. Thank you so much for everything.”  
School group, Cardiff

“The experience of a lifetime!”  
Mrs Dylan, aged 78

Brilliant Beacons is an outdoor education centre based in the Brecon Beacons National Park. Highly rated by thousands of customers, we have been open since 1971. You will find a warm welcome from our team of skilled and professional staff. If you are looking for something new and exciting to do, now is the time to plan your visit.

#### On land

Our centre is at the base of the highest point in the National Park, so get on your walking boots and join us for an adventurous experience.

Our trained hill-walking team can teach you to read a map, use a compass, and pack your rucksack with the right kit for sunshine, storms and emergencies. On a guided hike, you can discover the many varied plants and animals living on the slopes. Along the way, pause for a while to listen to stories about the legends of the area and to hear explanations of how the natural landscape was formed.

#### Just want to relax?

You can tuck into your own picnic, or try out our popular Best of Beacons café (which offers a tasty menu of drinks and homemade meals). There is always a painting and modelling table set up for creative work in the café. In addition, model-making workshops can be booked by special arrangement.

#### Details

Open all year round except for Christmas Day and Boxing Day.

There are numerous discounts for group and family bookings, and children under five go free.

Choose between half-day or full-day activities.

Check our website to find out more:  
[www.bboutdoorcentre.com](http://www.bboutdoorcentre.com)

#### On water

##### Try white-water tubing!

Our specially constructed watercourse offers a thrilling journey through rapids and white water. This activity is suitable for people with a good level of fitness and a willingness to have fun.



##### Paddle your own canoe!

You could take a leisurely trip downstream at your own pace exploring the waterside wildlife.



Brilliant Beacons provides all the protective clothing and equipment necessary, and all staff have up-to-date safety training.

1 Why are there quotations from visitors at the top of the page?

Tick one.

- to tell people where to find Brilliant Beacons
- to give important details about Brilliant Beacons
- to make a reader feel positive about Brilliant Beacons
- to show that Brilliant Beacons is only for young people



2 Look at the text in the box below.

**Underline two** separate words that tell you that the people who work there are good at their job.

You will find a warm welcome from our team of skilled and professional staff. If you are looking for something new and exciting to do, now is the time to plan your visit.

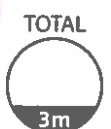


3 Find and copy the names of **three** things that could help you on a hill walk.

- 1. \_\_\_\_\_
- 2. \_\_\_\_\_
- 3. \_\_\_\_\_



*please turn over*



4 Put ticks to show what the text tells you about each activity.

	white-water tubing	paddle your own canoe
You will have a thrilling journey.		
You can have a leisurely trip.		
You will go through rapids.		
You need to be fit.		
You can see wildlife.		

4  
2m

5 Why are subheadings used in the *On water* section?

Tick **one**.

- to show that the activities are similar
- to explain that people must choose one of the activities
- to separate the two activities clearly
- to show there are lots of activities people can do

5  
1m

6 Find and copy **two** things that Brilliant Beacons will lend you if you want to go on the water.

1. \_\_\_\_\_

2. \_\_\_\_\_

6  
1m

7 Find and copy **one** word that tells you lots of people visit the café.

\_\_\_\_\_

7  
1m

8 Find and copy **one** word that tells you the café prepares its own meals.

\_\_\_\_\_

8  
1m

9 Which activity can you do in the café?

- colouring in
- model making
- cooking
- creating books

Tick one.


10 Find and copy the two times when the park is closed.

1. \_\_\_\_\_
2. \_\_\_\_\_



11 Look at the text in the box.  
**Underline one** word that tells you that groups can visit more cheaply than individuals.

There are numerous discounts for group and family bookings, and children under five go free.

Choose between half-day or full-day activities.



*please turn over*

## Danger at dawn

Close your eyes and imagine living in the heart of Africa. Imagine living in a place where the sun rises each morning over blue mountains. On the great plains, the grass grows taller than a man.

Akimbo lived in such a place, on the edge of a large game reserve. This was a place where wild animals could live in safety. On its open plains there were great herds of antelope and zebra. In the dark forests and among the rocky hills, there were leopards and baboons. And, of course, there were the great lions, who roamed the vast grasslands and rested beneath the thorny trees.



Akimbo's father worked here. Sometimes he drove trucks; sometimes he sent messages on the radio or helped to repair the trucks. There was always something to do.

If Akimbo was lucky, Father would occasionally take him to work. Akimbo loved to go with the men when they went off deep into the reserve. They might have to mend a fallen fence or rescue a broken-down truck, or it might be a routine patrol on foot through the forest, treading as gently as the mist, to check up on the animals.

Sometimes on these trips, they would see something exciting. Then, Father would say, "Look over there. Don't make a noise. Just look over there." Akimbo would follow his gaze and see a wild creature eating, resting or crouching in wait for its prey.


One early morning, when they were walking through the forest together, Father suddenly seized Akimbo's arm and whispered to him to be still.

"What is it?" Akimbo made his voice as soft as the dust.

"Walk backwards. Very slowly. Go back the way we came."

It was only as he began to inch back, that Akimbo realised what his father had seen. There, in a clearing not far away, were two leopards stretched out on the ground. One of them, sensing that something was happening, rose to its feet, opened its powerful jaws in a yawn, and sniffed at the air. The other was still sleeping.

Fortunately, the wind was blowing away from the scene or else the leopard would have smelled their presence. If that had happened, they would have been in serious danger. Once they had got away, Father said, "That was too close. I don't like to think what would have happened if we hadn't noticed them in time."





1 Look at the first paragraph of the story.

Find and copy one word that tells you the part of the world where the story is set.

\_\_\_\_\_



2 Put one tick to show where the story tells us each animal lives.

	forests	plains	grasslands
zebra			
leopard			
baboon			
lion			



3 Look at the text in the box below.

Underline the phrase that shows Akimbo and his father walked carefully.

They might have to mend a fallen fence or rescue a broken-down truck, or it might be a routine patrol on foot through the forest, treading as gently as the mist, to check up on the animals.



*please turn over*

4 Look at the text in the box below.

**Underline the phrase** that shows Akimbo looked in the same direction as Father.

Then, Father would say, "Look over there. Don't make a noise. Just look over there." Akimbo would follow his gaze and see a wild creature eating, resting or crouching in wait for its prey.



5 *Akimbo made his voice as soft as the dust.*

What does this description tell you?

Tick one.

- He almost choked.
- He couldn't speak.
- He felt thirsty.
- He was whispering.



6 When Akimbo's father saw the leopards, he ...

Tick one.

- shouted to Akimbo.
- got into the truck.
- grabbed Akimbo.
- crouched down.



7 What did Akimbo's father tell him to do when he first saw the leopards?

Tick two.

- be still
- run away
- follow him
- move back
- walk on



- 8 Put ticks to show which statements are **true** and which are **false**.  
One has been done for you.

	True	False
The leopards were crouching in wait.		✓
The leopards were resting.		
One leopard opened its mouth.		
Both leopards sniffed the air.		

8  
1m

- 9 "Walk backwards. Very slowly. Go back the way we came."

Why does the writer use three short sentences here?

Tick **one**.

- to increase the pace of the action
- to add to the feeling of tension
- to help calm the leopard
- to show that Akimbo is very nervous

9  
1m

- 10 Once they had got away, Father said, "That was too close. I don't like to think what would have happened if we hadn't noticed them in time."

How did Akimbo's father feel at the end of the story?

Tick **one**.

- excited about seeing the leopards
- relieved to be safe with his son
- impatient to be back to work
- disappointed to have lost the trail

10  
1m

please turn over

**11** Put these events in order by numbering them from 1 to 5.  
One has been done for you.

Akimbo asks his father a question.

Akimbo's father sees two leopards.

Akimbo and his father leave quietly.

Akimbo's father says to keep still.

Akimbo goes on a patrol with his father.

11  
1m

*please turn over*

## Under the sea

Ships move across the surface of the sea but submarines travel below the water.


Submarines can be small, with crews of only three people, or up to 175 metres long. The larger submarines, with crews of 150 or more, can be away from home for up to six months. Some can dive down to nearly 500 metres below the surface. A submarine is a strange place to live: crews have no natural light when beneath the waves. So, how do they cope?



**This interview with Alan Davies – submarine crew member – takes us into this underwater world.**

### How do you manage with no daylight?

To imitate night and day, the lights are turned down lower every night, and back up in the morning. But, apart from what the clock tells you, day and night become one.



### What do you do each day?

My 'day' starts with someone quietly waking me; people have to get up at different times so no one wants to hear another person's alarm going off. You dress quickly and eat whatever meal it is. After that, I do everyday jobs to help with 'driving' the submarine or reading the computer information screens – submarines search the underwater world for danger or discoveries. Then, there's cleaning and repairs.

We have regular emergency drills: if anything goes wrong, each person must take action immediately. We could suffer a flood, catch fire or even sink – there's no time to consult a manual while it's happening.

### What about food and water?

Our cook prepares the food and makes sure we get enough vegetables to keep us healthy – sometimes, we even have fish and chips! Fresh water is 'made' each day from the sea water, and it's strictly rationed for food and for drinking. There's also just enough for everyone to take a shower: get wet quickly, turn off the water immediately, use soap, rapidly rinse, done.

### Can you get seasick on a submarine?

When it's deep underwater, the sub is quite stable. But, at the surface, it can be very rough. Imagine being in a long metal tube, tossed and rolled about by the waves – not my favourite moments!



1 Draw **four** lines to match the information.

500

length in metres of a large submarine

6

depth in metres that some submarines can dive to

175

number of months that submarines may be away from home

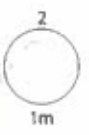
3

number of people in a small crew



2 Find and copy **one** word that tells you that the lights in the submarine are made to copy the natural light.

\_\_\_\_\_



3 Look at the text in the box below.  
**Underline two** phrases that mean the same as 'underwater'.

The larger submarines, with crews of 150 or more, can be away from home for up to six months. Some can dive down to nearly 500 metres below the surface. A submarine is a strange place to live: crews have no natural light when beneath the waves.



4 How does Alan Davies wake up?

He has an alarm clock.

The sun wakes him.

Someone tells him to wake up.

The light gets brighter.

Tick **one**.



*please turn over*

5 What does Alan **tell** us he does on the submarine?

Put ticks to show which statements are true and which are false.

	True	False
He wakes people up.		
He cooks food.		
He reads books.		
He uses a computer.		
He carries out repairs.		



6 We have regular emergency drills: if anything goes wrong, each person must take action immediately.

What does *drills* mean here?

Tick one.

- dramas
- meetings
- practices
- tools



7 Find and copy three dangers that a submarine might face.

1. \_\_\_\_\_

2. \_\_\_\_\_

3. \_\_\_\_\_





8 ... there's no time to consult a manual ...

What does *consult a manual* mean here?

Tick one.

- look up instructions for what to do
- e-mail an expert on emergencies
- telephone someone for help
- find out from a friend

8  
1m

9 The writer emphasises that taking a shower on a submarine is ...

Tick one.

- cold.
- rushed.
- impossible.
- relaxing.

9  
1m

10 Find and copy two words that tell you what happens to the submarine when the sea is rough.

When it's deep underwater, the sub is quite stable. But, at the surface, it can be very rough. Imagine being in a long metal tube, tossed and rolled about by the waves – not my favourite moments!

- 1. \_\_\_\_\_
- 2. \_\_\_\_\_

10  
1m

11 Why does Alan describe rough seas as *not my favourite moments*?

Tick one.

- He is deep underwater.
- He may feel ill.
- He lives in a metal tube.
- He wants to get home.

11  
1m

**End of test. Please check your work.**

TOTAL  
8m